

# TELEDENTISTRY TOOLKIT VIRTUAL VISIT STEPS



# Teledentistry: The Complete Process

How do you eat an elephant? One bite at a time. Which is exactly how you perform teledentistry: one step at a time. In other words, while the thought of adding teledentistry services can be daunting it doesn't need to be. With the right technology and processes in place, implementing teledentistry is really no different than your other elective services.


Education and accessibility should be roughly the same as your current process. Text, email, and share across social that you offer teledentistry services; let people know they can schedule a remote visit the same way they would an in-person. Implement digital forms, and during visits show the same care, concern, and attention to detail you always do. Afterward keep sending automatic treatment plan follow-ups, custom post-op instructions, and any pertinent billing info.

Try this exercise: frame teledentistry against an in-person consultation. Now take all the ways the two are the same (scheduling, confirmations, follow-ups, etc.) and remove those from the table. Look at the differences (location, hand off, etc.), and understand how they'll impact your team. Train your team on the nuances with this new service (billing codes, for example), and then start rolling out your remote treatment. So long as you understand how teledentistry impacts your whole team and continue treating patients with empathy, you'll do great!



# The Step By Step Guide To Teledentistry

1




Send Email/Text Announcing Teledentistry

2




Schedule Applicable Appointments

3



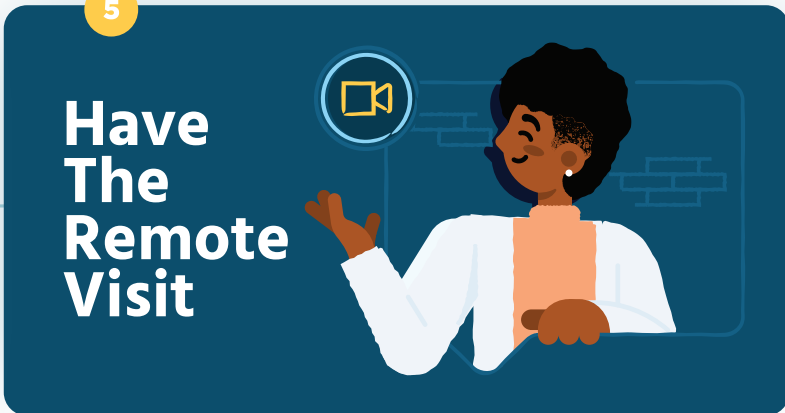
Email and Text Confirmation Instructions

4




Include Digital Forms in Confirmation

5




Have The Remote Visit

6




Email Post-Op and Payment Instructions

7



Encourage Patients to Pay Online

8



Email Or Text for A Review of the Visit



# Teledentistry For Your Practice

RevenueWell Virtual Office equips you with the tools needed to deliver teledentistry services from any location.

[START NOW](#)



## HIPAA Compliant Patient Care

A secure video portal ensures you always deliver safe and efficient patient care



## High Definition Virtual Visits

High quality video and audio help to provide a near, in-person experience



## Easy Access to Patient Information

Remote access to your schedule provides you with complete patient records